
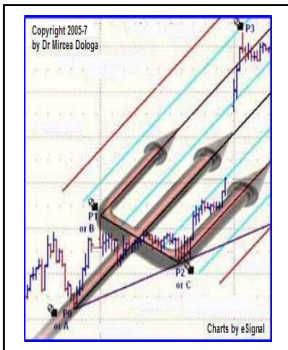


World Charting REPORT

using *Integrated Pitchfork Analysis*



by Dr Mircea Dologa, MD, CTA

MORNING of September 22nd – 2008

The traders must progressively monitor the conditions of the market movements that validate or invalidate the recommended forecasts. The market forecasts of this study have a very high probability, but they might not be exact. An astute trader always trades the market behaviour, not only the forecasts. *Go with the market, let it be your guide and never impose anything on its behaviour.*

Our research strongly suggests a “top-down” market analysis rather than other procedures. In our opinion, the performed studies with *Cash Index* data are more illustrative than those with *Futures Index* data. However, due to our *Futures* trading preferences, we will use every time, the most adequate data, for that specific traded vehicle.

1. Dow Jones Industrial Average Index – DJIA





2. S&P 500 Index





3. German Dax Index



4. Australian S&P / ASX 200 Index



SP 200 - Cash Index - daily - EW +++ - ©2008 eSignal, Inc.
 (\$XJO-ASX - S&P/ASX 200,D) Dynamic,0:00-24:00



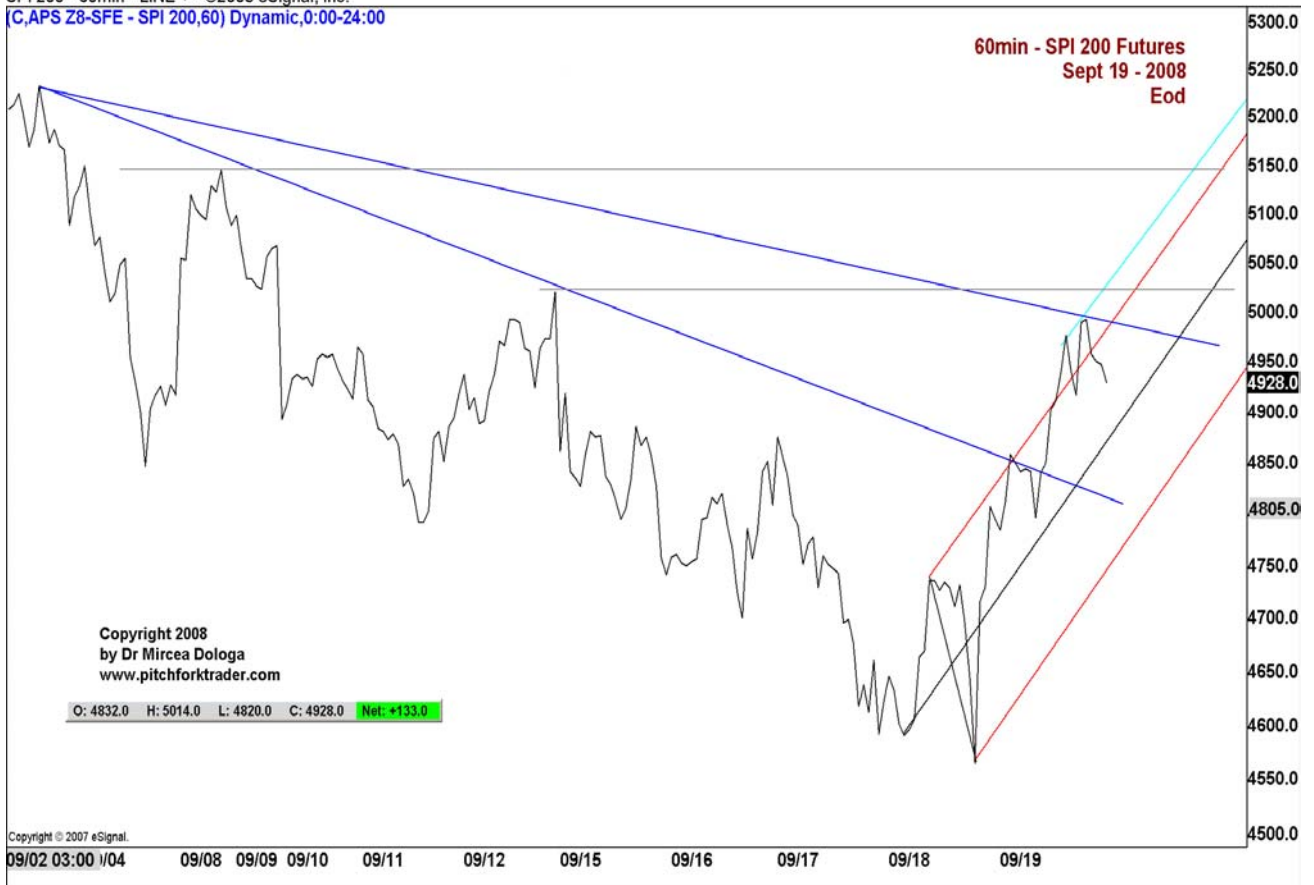
SP 200 - Cash Index - daily & P&F chart 1x1 +++ - ©2008 eSignal, Inc.
 PNF(1,1,C,\$XJO-ASX - S&P/ASX 200,D) Dynamic,0:00-24:00



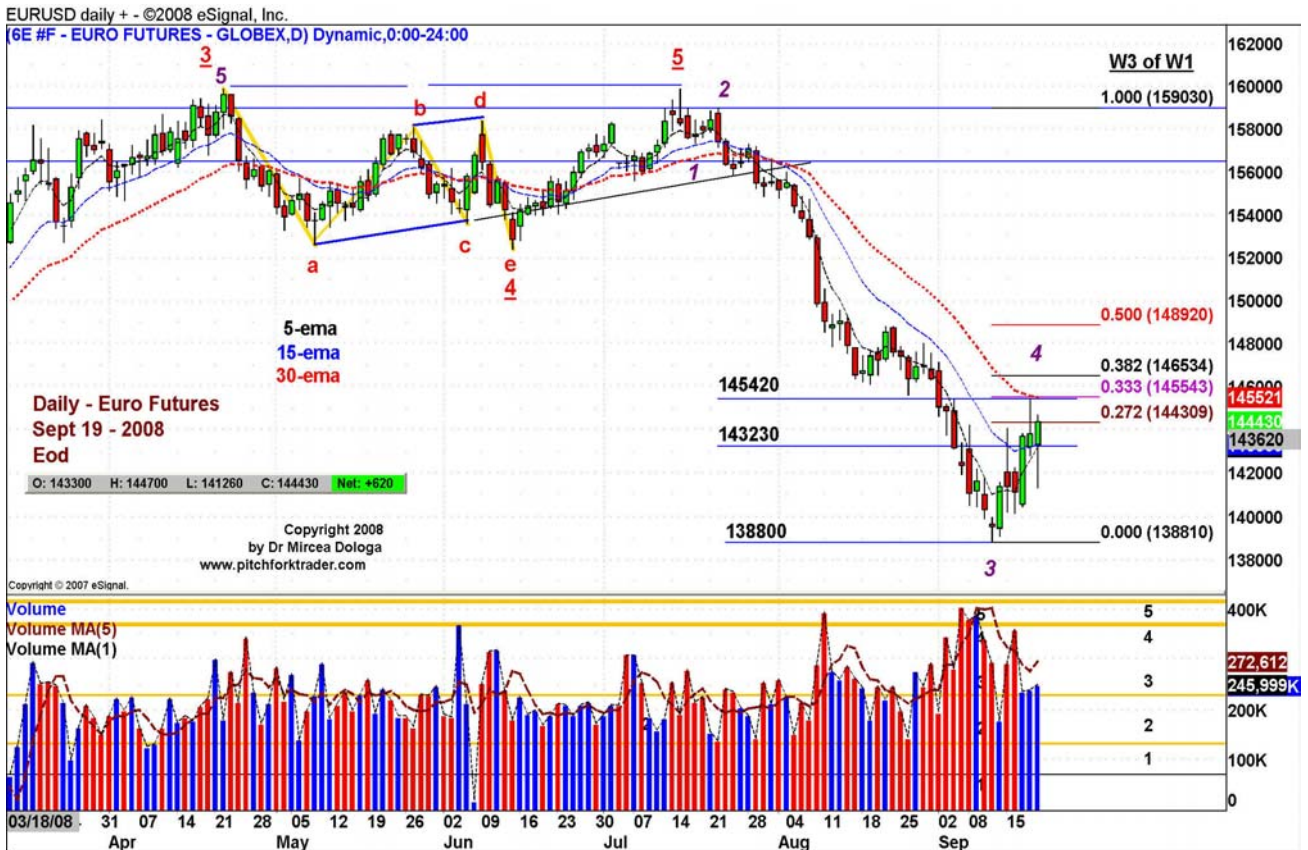
SP 200 - Futures - 60min - ©2008 eSignal, Inc.
 (APS Z8-SFE - SPI 200,60) Dynamic,0:00-24:00



SPI 200 - 60min - LINE + - ©2008 eSignal, Inc.
 (C,APS Z8-SFE - SPI 200,60) Dynamic,0:00-24:00



5. Euro/Usd Futures - Major Currency



6. US Dollar Index Futures



7. Gold Futures

Gold Futures - weekly +++ - ©2008 eSignal, Inc.
 (GC #F - GOLD,W) Dynamic,0:00-24:00



Gold Futures - daily - PF & RSI - ©2008 eSignal, Inc.
 (GC #F - GOLD,D) Dynamic,0:00-24:00



Gold Futures - daily - Fibs Arcs & Speed Lines +++ - ©2008 eSignal, Inc.

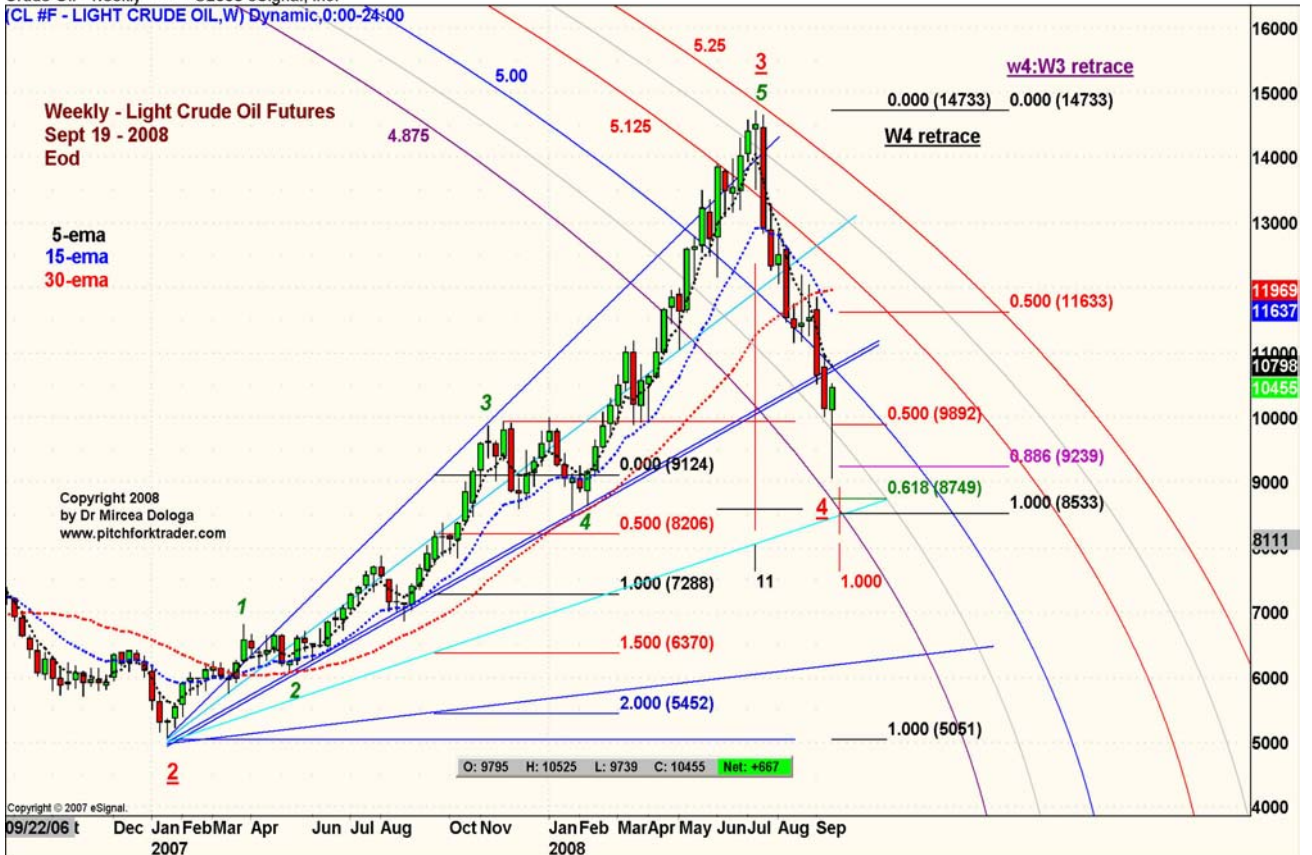
[GC #F - GOLD,D] Dynamic,0:00-24:00



7. Light Crude Oil Futures

Crude Oil - weekly +++ - ©2008 eSignal, Inc.

[CL #F - LIGHT CRUDE OIL,W] Dynamic,0:00-24:00




Crude Oil - Perp - daily +++ - ©2008 eSignal, Inc.
[CL #F - LIGHT CRUDE OIL,D] Dynamic,0:00-24:00



Crude Oil - 60min - Macro +++ - ©2008 eSignal, Inc.
[CL #F - LIGHT CRUDE OIL,60] Dynamic,0:00-24:00





About the Author

Dr Mircea Dologa began his investment and trading career in the pharmaceutical and real estate industries in 1987. Once he passed the Series 7 and Series 3 exams, he realized the scarcity of the true ‘*know how*’ tools in financial literature and seminars. After reading hundreds of trading books and attending numerous seminars, the same question kept popping up: *Where is the meat?* Most of the time, besides the classics... it wasn’t there!

As a registered Commodity Trading Advisor (CTA) with the National Futures Association of U.S.A., he founded a new teaching concept, mainly based on practical aspects of trading, for both newcomers and experienced traders.

He is an international contributor to trading magazines in the USA (*‘Technical Analysis of Stocks & Commodities’*, *‘Futures’*); the United Kingdom (*‘The Technical Analyst’*); Germany (*‘Traders’* – English- and German-language editions); Australia (*‘Your Trading Edge’*) and Asia (*‘The Trader’s Journal’*).

Dr Mircea Dologa has written three books, over a 1500 pages and 1300 charts in his quest to teach the art of trading from the beginner’s level to the highest nowadays standards. The author’s main thought during the three years of planning, conceiving and writing these books was how to optimally reveal the practical aspects of trading.

Dr Mircea Dologa attended New York University and Cooper Union School of Engineering and Science in New York and graduated from the latter with a B.S. in Theoretical Physics. He obtained his Doctorate in Medicine from the School of Medicine in Paris. He also took MBA courses in finance and business management at the University of South Carolina in Columbia and at the French School of Business and Finance (HEC Paris France). After holding the positions of Medical Director and later of General Manager, in 1992 he decided to focus exclusively on his investments and since then he has devoted his activity to financial markets. He lives with his wife and two daughters in Paris, France.

Email: mircdologa@yahoo.com

Founder of www.pitchforktrader.com

Disclaimer

The purpose of this material is to provide you with a very powerful trading technique, named “Integrated Pitchfork Analysis”, a valuable tool in the financial markets. The text, the chart examples, or any part of this material are not to be taken as “investment advice”. They are purely and strictly for educational purposes. Ultimately, you are responsible for all of your investment decisions. The data used in this material is believed to be from reliable sources but cannot be guaranteed.

There is no guarantee that this tool will continue to work in the future. “Past performance is not indicative of future results”. You should understand that there is considerable risk of loss in the stock, futures or options markets. Neither the author, nor anyone else involved in the production of this material, will be liable for any loss, damage or liability directly or indirectly caused by the usage of this material.